

MODEL PAXLIT - PAX LITE 5 AMP AC CURRENT METER



- 5 AMP AC CURRENT INPUT*
- 3 1/2-DIGIT, 0.56" (14.2 mm) HIGH LED DISPLAY
- SELECTABLE DECIMAL POINT LOCATION
- BUILT-IN SCALING PROVISIONS
- AUTO ZEROING CIRCUITS
- OVER-RANGE INDICATION
- NEMA 4X/IP65 SEALED FRONT BEZEL
- OPTIONAL CUSTOM UNITS OVERLAY W/BACKLIGHT

* Accessory Shunts Available For Higher Current Ranges.

GENERAL DESCRIPTION

PAXLIT 5 Amp AC Current Meter provides the capability of measuring large AC currents. The internal current shunt in the PAXLIT can measure up to 5 Amps AC current directly. Using an external current transformer, AC currents of up to 1,999 Amps can be measured and displayed.

The PAXLIT can be scaled, using the scaling potentiometer, to display between 200 and 1999 when measuring full scale current. Using the DIP switch selectable decimal points, the display can be customized for direct readout for practically any application.

The 3½-digit bi-polar display (minus sign displayed when current is negative) features a 0.56" high, 7-segment LEDs for easy reading. The meter is also available with custom units label capability. Using the PAX label kit (PAXLBK30), the selected label is installed behind the panel, keeping it safe from washdown or other environmental conditions. A DIP switch is used to control the backlight for the units label.

The meters have a NEMA 4X/IP65 sealed bezel and extensive testing of noise effects to CE requirements, allowing the meter to provide a tough yet reliable application solution.

SAFETY SUMMARY

All safety related regulations, local codes and instructions that appear in the literature or on equipment must be observed to ensure personal safety and to prevent damage to either the instrument or equipment connected to it. If equipment is used in a manner not specified by the manufacturer, the protection provided by the equipment may be impaired.

DEFINITION OF TERMS

INSTALLATION CATEGORY (overvoltage category) I, (CAT I):

Signal level, special equipment or parts of equipment, telecommunication, electronic, etc. with smaller transient overvoltages than Installation Category (overvoltage category) II. (See IEC 664 & IEC 61010)

INSTALLATION CATEGORY (overvoltage category) II, (CAT II):

Local level, appliances, portable equipment, etc. with smaller transient overvoltages than Installation Category (overvoltage category) III. (See IEC 664 & IEC 61010)



CAUTION: Read complete instructions prior to installation and operation of the unit.



CAUTION: Risk of electric shock.

DIMENSIONS In inches (mm)

Note: Recommended minimum clearance (behind the panel) for mounting clip installation is 2.1" (53.4) H x 5.0" (127) W.

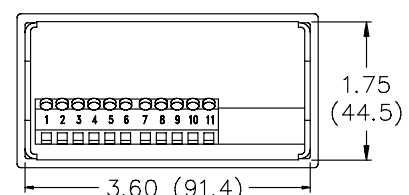
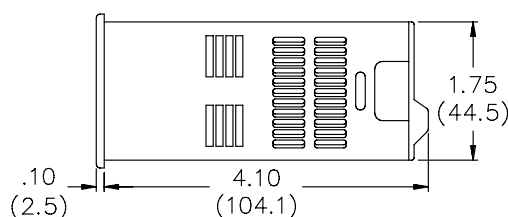
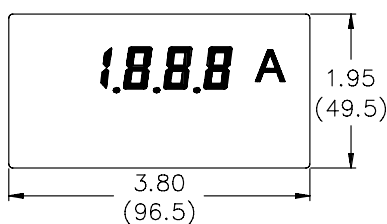
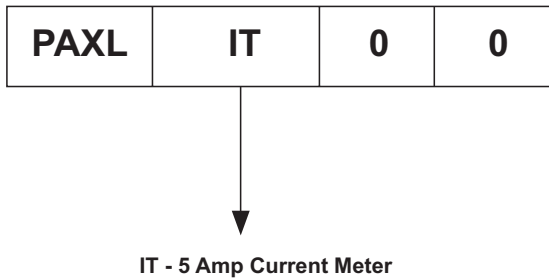


TABLE OF CONTENTS

Ordering Information	2	Wiring the Meter	5
General Meter Specifications	3	Scaling the Meter	5
Accessories	3	Application	6
Installing the Meter	4	Troubleshooting	6
Setting the Switches	4	Calibration	6

ORDERING INFORMATION

Meter Part Numbers



Accessories Part Numbers

TYPE	MODEL NO.	DESCRIPTION	PART NUMBERS
Accessories	PAXLBK	Units Label Kit Accessory	PAXLBK30
	CT	50:5 Amp Current Transformer	CT005050
		200:5 Amp Current Transformer	CT020050

GENERAL METER SPECIFICATIONS

- DISPLAY:** 3 1/2-digit, 0.56" (14.2 mm) high, 7-segment LED. Decimal points inserted before 1st, 2nd, or 3rd least significant digits by DIP switch selection.
- POWER:** 115/230 VAC, switch selectable. Allowable power line variation $\pm 10\%$, 50/60 Hz, 6 VA.
Isolation: 2300 Vrms for 1 min. between input and supply
Working Voltage: 300 V max., CAT II
- SIGNAL INPUT:**
Range: 0 to 5 Amps AC @ 45 to 400 Hz
Resolution: 2.5 mA
Working Voltage: 300 V max., CAT II
- ACCURACY:** $\pm(0.5\%$ of reading + 5 digits).
- OVER-RANGE INDICATION:** is indicated by blanking 3 least significant digits.
- MAX SHUNT CURRENT:** 50 Amps for 1 sec.; 8 Amps continuous.
Caution: In circuits where fault currents can exceed the maximum shunt current, a fast-blow fuse should be installed in series with the input signal. Otherwise, a slow blow 8 Amp fuse is recommended that will allow for start-up over current situations, while still protecting the instrument.
- ENVIRONMENTAL CONDITIONS:**
Operating Temperature: 0° to 60°C
Storage Temperature: -40° to 80°C
Operating and Storage Humidity: 85% max. relative humidity (non-condensing)
Altitude: Up to 2000 meters
- RESPONSE TIME TO STEP CHANGE INPUT:** 1 sec. nominal
- READING RATE:** 2.5 readings/sec., nominal
- CERTIFICATIONS AND COMPLIANCES:**
SAFETY
UL Recognized Component, File # E179259, UL3101-1, CSA C22.2 No. 1010-1
Recognized to U.S. and Canadian requirements under the Component Recognition Program of Underwriters Laboratories, Inc.
UL Listed, File # E137808, UL508, CSA C22.2 No. 14-M95
LISTED by Und. Lab. Inc. to U.S. and Canadian safety standards
Type 4X Enclosure rating (Face only), UL50
IECEE CB Scheme Test Certificate # UL/7470/UL
CB Scheme Test Report # 03ME09282-08292003
Issued by Underwriters Laboratories, Inc.
IEC 1010-1, EN 61010-1: Safety requirements for electrical equipment for measurement, control, and laboratory use, Part 1.
IP65 Enclosure rating (Face only), IEC 529

ELECTROMAGNETIC COMPATIBILITY

Emissions and Immunity to EN 61326: Electrical Equipment for Measurement, Control and Laboratory use.

Immunity to Industrial Locations:

Electrostatic discharge	EN 61000-4-2	Criterion A 4 kV contact discharge 8 kV air discharge
Electromagnetic RF fields	EN 61000-4-3	Criterion B 10 V/m
Fast transients (burst)	EN 61000-4-4	Criterion B 2 kV power 2 kV signal
Surge	EN 61000-4-5	Criterion A 1 kV L-L, 2 kV L&N-E power
RF conducted interference	EN 61000-4-6	Criterion A 3 V/rms
Voltage dip/interruptions	EN 61000-4-11	Criterion A 0.5 cycle; 40 % variation

Emissions:

Emissions	EN 55011	Class B
-----------	----------	---------

Notes:

- Criterion A: Normal operation within specified limits.*
 - Criterion B: Temporary loss of performance from which the unit self-recovers.*
- CONNECTIONS:** High compression cage-clamp terminal block
Wire Strip Length: 0.3" (7.5 mm)
Wire Gage: 30-14 AWG copper wire
Torque: 4.5 inch-lbs (0.51 N-m) max.
 - CONSTRUCTION:** This unit is rated for NEMA 4X/IP65 use. Installation Category II, Pollution Degree 2. One piece bezel/case. Flame resistant. Panel gasket and mounting clip included.
 - WEIGHT:** 0.65 lbs. (0.24 Kg)

ACCESSORIES

UNITS LABEL KIT (PAXLBK)

Each meter has a units indicator with backlighting that can be customized using the Units Label Kit. The backlight is controlled by a DIP switch.